
















HOW TO TRANSFER A CALL TO A USER'S VOICEMAIL ON THE SANGOMA PHONES

Unfortunately this feature is not listed on any of the user guides for the phones,
but there are different ways to do this:

From your phone, hit TRANSFER and go to CONTACTS and find the user's name.
Hit SHOW and arrow down to TRANSFER TO VOICEMAIL and click OK.

or

From the Switchvox, go to Switchboard. Under My Calls, click Transfer and under the user's info and there will be a VOICEMAIL button to click (highlighted below):

MEMBERS				
Andy Littleton 7025				
Angela Ferebee 7125				
Bobby Harris 7013				
Bruce Moore 4665				

Have more questions, contact Hiscall:
(866) 740-7771 or (800) 450-5722